



## Fund summary

The Fair Oaks Dynamic Credit Fund (the "Fund") offers global access to senior secured corporate loans through investments in Collateralised Loan Obligations ("CLOs"). The Fund is actively managed with a strong emphasis on bottom-up fundamental credit analysis. The Fund primarily seeks exposure to investment-grade rated CLO securities on a long-only basis and with no leverage used at fund level.

## Commentary

The Fund returned +3.5%<sup>1</sup> in November, compared with +3.6% for the JP Morgan CLOIE USD BBB Index and +0.8% for the EUR BBB corporate index. The gross yield to expected maturity of the portfolio is 4.2% (4.7% to expected call), offering compelling relative value vs BBB rated European corporate bonds (0.1% yield) or even BB rated European loans (3.0% yield)<sup>2</sup>.

The trailing 12-month loan default rate fell from 2.6% to 2.4% in Europe and from 4.1% to 3.9% in the US<sup>3</sup>. Given strong markets, distressed ratios (loans trading below 80c, a potential indicator of the direction of future defaults) decreased significantly, from 6.1% to 3.2% in Europe and from 7.5% to 5.7% in the US<sup>3</sup>. According to BAML, European CLOs have enjoyed lower default rates than the index because of active management and asset selection and also due to the fact that defaults "tend to be concentrated on smaller borrowers", which are generally avoided by CLOs<sup>4</sup>.

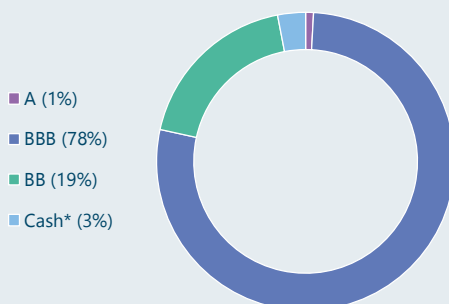
Future loan default expectations continue to be moderate; with JP Morgan recently adding a 2.0% default forecast for 2022 (their forecast for 2021 is 3.5%)<sup>5</sup>. It is worth noting that 44% of the defaults this year so far were concentrated in April<sup>6</sup> and, as a result, assuming the current moderate pace of monthly defaults, the 12m rolling annual default number is likely to see a meaningful fall early in 2021 as those defaults fall out of the calculation.

We continue to believe that in the current market environment, the Fund offers a particularly compelling return profile given the current attractive spread differential with corporate indices and CLO rated notes' higher resilience to any deterioration of credit fundamentals.

## Top 5 positions<sup>10</sup>

Deal name	Rating (M/S/F)	CLO manager	% of NAV
ARESE 9X D	Baa2/BBB/NR	Ares Management	2.9%
EGLXY 2018-6X D	Baa2/BBB/NR	PineBridge Investments	2.5%
OCPE 2017-2X D	Baa2/BBB/NR	Onex Credit Partners	2.1%
CADOG 5X DR	Baa2/NR/BBB	Credit Suisse	2.0%
OZLME 2X D	Baa2/BBB/NR	Och Ziff	1.9%

## Rating breakdown<sup>10,11</sup>



\*Cash and cash equivalents

Please refer to the footnotes the important information on page 3. Past performance is no indication of future results. Inherent in any investment is the potential for loss.

Copyright © 2020 Fair Oaks Capital Ltd. All rights reserved.

## Fund facts

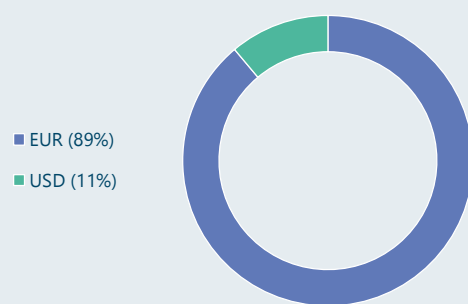
Data as of 30-Nov-20

Legal structure	Luxembourg SICAV-Alpha UCITS SICAV
Domicile	Luxembourg
Launch date	13-Sep-16
Fund size	€456.6m
Dealing	Weekly (Wednesdays)
Valuations	Daily non-dealing and weekly dealing NAVs
Target gross return <sup>9</sup>	Euribor + 5% p.a. (see share class KIDS for TER details <sup>9</sup> )
Base currency	EUR
Investment manager	Fair Oaks Capital Limited ("Fair Oaks")
Management company	MDO Management Company S.A.
Administrator / custodian	RBC Investor Services Bank S.A.
Auditor	Deloitte Audit Sàrl

## Portfolio metrics

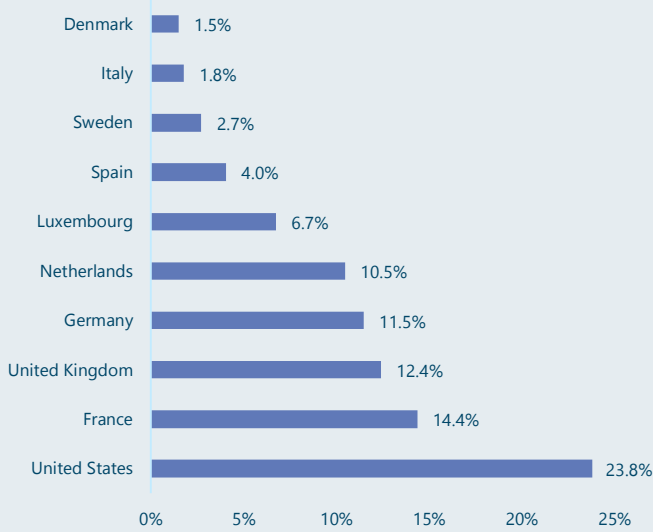
Number of positions:	95
Yield to maturity <sup>7</sup> : (based on expected average life of 6.1 years)	+4.18%
Yield to expected call <sup>7</sup> : (based on expected average life of 2.8 years)	+4.70%
Floating rate:	100%
Euribor floor (at zero):	100%

## Currency breakdown<sup>10,11</sup>

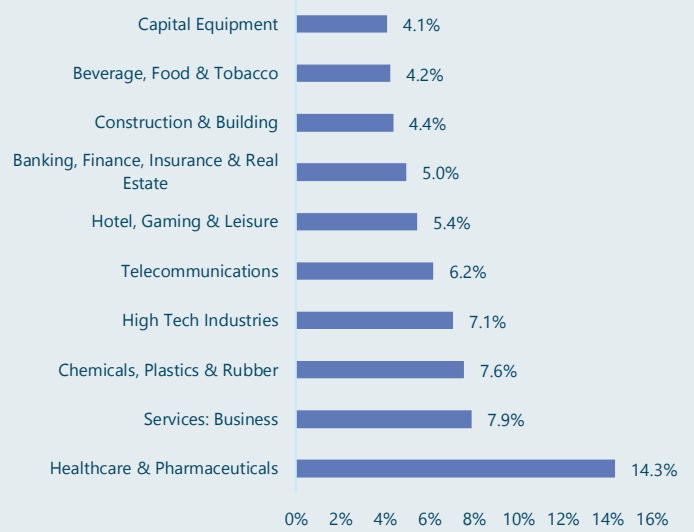




Look-through geographic breakdown (top 10)<sup>8</sup>



Look-through industry diversification (top 10)<sup>8,12</sup>



Monthly performance<sup>13</sup>

												Oct-16	Nov-16	Dec-16	2016	ITD
												-0.45%	-0.03%	+0.73%	+0.25%	+0.25%
Jan-17	Feb-17	Mar-17	Apr-17	May-17	Jun-17	Jul-17	Aug-17	Sep-17	Oct-17	Nov-17	Dec-17	2017	ITD			
+1.06%	+0.31%	+1.28%	+0.03%	+0.34%	+0.26%	+0.36%	+0.54%	+0.35%	+0.55%	+0.52%	+0.15%	+5.89%	+6.15%			
Jan-18	Feb-18	Mar-18	Apr-18	May-18	Jun-18	Jul-18	Aug-18	Sep-18	Oct-18	Nov-18	Dec-18	2018	ITD			
+0.38%	+0.25%	+0.16%	-0.24%	+0.24%	-0.13%	+0.06%	+0.31%	0.00%	+0.12%	-0.51%	-3.07%	-2.46%	+3.54%			
Jan-19	Feb-19	Mar-19	Apr-19	May-19	Jun-19	Jul-19	Aug-19	Sep-19	Oct-19	Nov-19	Dec-19	2019	ITD			
+1.55%	-0.07%	+1.29%	+0.93%	+0.74%	-0.32%	0.45%	-0.06%	+0.17%	-0.80%	+0.47%	+0.72%	+5.17%	+8.89%			
Jan-20	Feb-20	Mar-20	Apr-20	May-20	Jun-20	Jul-20	Aug-20	Sep-20	Oct-20	Nov-20	2020		ITD			
+1.92%	-1.13%	-27.19%	+6.44%	+16.06%	+4.29%	-1.27%	+2.31%	+0.75%	+0.21%	+3.49%	-0.25%		+8.62%			

Maximum weekly return: +9.51%  
Largest weekly drawdown: -15.16%

% Positive or unchanged weeks: +70.48%  
Average weekly return (positive or unchanged weeks): +0.42%  
Average weekly return (negative weeks): -0.84%

Contact information:



**FAIR OAKS**  
CAPITAL

1 Albemarle Street  
London W1S 4HA  
[IR@fairoakscap.com](mailto:IR@fairoakscap.com)





## Share class performance<sup>14</sup>

	LAUNCH DATE	ISIN	BLOOMBERG TICKER	NAV (30-Nov-20)	TOTAL RETURN MONTHLY	TOTAL RETURN 2020 YTD	ANNUALISED RETURN (SINCE CLASS LAUNCH)	ANNUALISED DAILY VOLATILITY (SINCE CLASS LAUNCH)
Class M EUR	Oct-16	LU1344623373	FODCFME	1,086.19	+3.49%	-0.25%	<b>+2.01%</b>	<b>10.44%</b>
Class E EUR	Sep-16	LU1344621674	FODCFEE	1,071.55	+3.46%	-0.54%	<b>+1.66%</b>	<b>10.39%</b>
Class L EUR	Nov-18	LU1344622219	FODCFLE	1,004.68	+3.44%	-0.77%	<b>+0.23%</b>	<b>15.02%</b>
Class A EUR	Aug-17	LU1344614893	FODCFAE	1,021.67	+3.44%	-0.78%	<b>+0.65%</b>	<b>11.67%</b>
Class N EUR	Dec-16	LU1539542248	FODCFNE	942.18	+3.46%	-0.65%	<b>+1.57%</b>	<b>10.73%</b>
Class O EUR	Mar-17	LU1570265261	FODCFOE	950.29	+3.43%	-0.99%	<b>+1.16%</b>	<b>11.00%</b>
Class R EUR	Dec-19	LU1892529196	FODCFRE	989.32	-	-	-	-
Class R2 EUR	-	LU1892529519	-	-	-	-	-	-
Class S EUR	Sep-19	LU1892528388	FODCFSE	994.63	+3.43%	-0.54%	<b>-0.46%</b>	<b>19.65%</b>
Class S2 EUR	-	LU1892528628	-	-	-	-	-	-
Class E GBP	Sep-16	LU1344621831	FODCFEG	1,096.69	+3.50%	-0.82%	<b>+2.23%</b>	<b>10.49%</b>
Class E2 GBP	Jun-17	LU1628743905	FODCE2G	954.58	+3.47%	-1.08%	<b>+1.65%</b>	<b>11.54%</b>
Class L GBP	Nov-19	LU1344622482	FODCFLG	1,002.09	+3.48%	-0.91%	<b>+0.20%</b>	<b>20.84%</b>
Class L2 GBP	Sep-17	LU1683328667	FODCL2G	952.81	+3.48%	-1.19%	<b>+1.24%</b>	<b>11.97%</b>
Class A GBP	Dec-17	LU1344615270	FODCFAG	1,018.81	+3.49%	-0.79%	<b>+0.63%</b>	<b>12.50%</b>
Class P GBP	Apr-17	LU1590456338	FODCFPG	947.18	+3.48%	-1.04%	<b>+1.67%</b>	<b>11.31%</b>
Class E USD	Sep-16	LU1344621757	FODCFEU	1,174.91	+3.53%	1.11%	<b>+3.92%</b>	<b>10.42%</b>
Class L USD	Feb-20	LU1344622300	FODCFLU	986.00	-	-	-	-
Class A USD	Aug-19	LU1344615197	FODCAU	1,022.36	+3.50%	2.24%	<b>+1.70%</b>	<b>18.53%</b>
Class R USD	Dec-19	LU1892529279	FODCFRU	1,006.57	-	-	-	-
Class R2 USD	-	LU1892529600	-	-	-	-	-	-
Class S USD	Dec-19	LU1892528461	FODCFSU	1,016.53	-	-	-	-
Class S2 USD	-	LU1892528891	-	-	-	-	-	-
Class E CHF	Sep-16	LU1344621914	FODCFEC	1,044.78	+3.43%	-1.06%	<b>+1.05%</b>	<b>10.41%</b>
Class A CHF	Feb-20	LU1344615353	FODCFAC	967.89	-	-	-	-
Class R CHF	Dec-19	LU1892529436	FODCFRC	984.43	-	-	-	-
Class R2 CHF	-	LU1892529782	-	-	-	-	-	-
Class S CHF	Dec-19	LU1892528545	FODCFSC	993.65	-	-	-	-
Class S2 CHF	-	LU1892528974	-	-	-	-	-	-
Class D ILS	May-17	LU1577731786	FODCFDS	5,161.49	+3.41%	-0.39%	<b>+0.91%</b>	<b>11.48%</b>
Class Q SEK	Oct-18	LU1886619987	FODCFQS	9,984.41	+3.48%	-0.80%	<b>-0.07%</b>	<b>14.86%</b>

## Footnotes

- (1) Average performance of the EUR share classes, weighted by closing number of shares as of 30-Nov-20. This excludes share classes with less than one-year performance.
- (2) Source for EUR BBB corporate index JP Morgan (MAGGIE BBB 3-5 year maturity index) value and yield to maturity. Source for loan index: S&P Global Market Intelligence. ELLI BB yield-to-maturity.
- (3) Source: S&P Global Market Intelligence. Euro and US loan index lagging 12-month loan default rate based on Principal Amount.
- (4) Source: BAML
- (5) Source: JP Morgan, "Credit Strategy Weekly Update", 20 November 2020
- (6) Source: Barclays, "2021 High Yield and Loan Default Outlook", 20 November 2020
- (7) Source: Intex. Weighted average yield of portfolio, before Fund fees expenses and currency hedging. Call is assumed one year after the end of each CLO's reinvestment period. Note the expected call timing might be unrealistic for some shorter-dated notes in the current market environment.
- (8) Based on the number of issuers in the underlying bank loan portfolios. This analysis excludes recent purchases that have not settled in the reporting month. Source: Intex. Data as of 30-Nov-20.
- (9) Target gross return is before Fund expenses and management fees. Share class KIID's including TERs are available on Management Company's MDO website (<http://www.mdo-manco.com/en/fund-documents>).
- (10) Based on the current valuation of the assets in the Fund's base currency at month-end.
- (11) Due to rounding errors, the percentages may not sum to 100%. NB. Geographic breakdown of CLO investments excludes cash balance.
- (12) Based on Moody's classification of the loan issuers. This analysis excludes recent purchases that have not settled in the reporting month. Data as of 30-Nov-20.
- (13) Fair Oaks' data. Performance is from the launch of M EUR and is net of fees. The M Share Class is the earliest share class with the longest track record (M GBP shares launched Sep-16 and M EUR shares launched in Oct-16) and is no longer available for new investment.
- (14) NAVs calculated net of fees. Performance information is not yet available for some of the share classes (Class A USD, R EUR, R USD, R CHF, S EUR, S USD and S CHF) as they do not have a full 12-month track record. Share classes R2 and S2 have not launched as of the reporting month.

Please refer to the footnotes the important information on page 3. Past performance is no indication of future results. Inherent in any investment is the potential for loss.

Copyright © 2020 Fair Oaks Capital Ltd. All rights reserved.



## Disclaimer:

---

CLASS S AND CLASS R SHARES ARE AVAILABLE TO RETAIL INVESTORS. ALL OTHER SHARE CLASSES AVAILABLE TO INSTITUTIONAL AND WELL-INFORMED INVESTORS. NO OTHER PERSONS SHOULD RELY ON THE INFORMATION CONTAINED WITHIN THIS REPORT.

This report relates to the Fair Oaks Dynamic Credit Fund (the "Sub-Fund"), a sub-fund of Alpha UCITS SICAV. In making any investment in the Sub-Fund, investors should rely solely on the Prospectus and the Key Investor Information Document (available from the Investment Manager, Fair Oaks Capital Limited) and not any information set out in this report. The distribution of this report in jurisdictions other than the United Kingdom may be restricted by law and therefore persons into whose possession this report may come should inform themselves about and observe any such restrictions. In particular this report is not for distribution in or into the United States or Canada.

**Important Risk Disclaimers: Past performance is no indication of future results. Inherent in any investment is the potential for loss. Target returns and distributions are hypothetical targets only and are neither guarantees nor predictions or projections of future performance. There can be no assurance that such targeted returns will be achieved or that the Sub-Fund will be able to implement its investment strategy, achieve its investment objective or avoid substantial losses.**

Swiss Investors: This report constitutes marketing information. Investment in investment funds is subject to market risks. Past performance results are no indication of future results. Performance results referring to a period of less than twelve months are no reliable indicator for future results due to the short comparison period. Issuance and redemption commissions are not included in the performance figures. For interested parties, the Prospectus, Key Investor Information Documents (KIID), the articles of association as well as the annual and semi-annual reports may be obtained free of charge from the Swiss representative and paying agent in Switzerland: RBC Investor Services Bank S.A., Esch-sur-Alzette, Zurich Branch, Bleicherweg 7, CH-8027 Zurich.

This report has been communicated by Fair Oaks Capital Limited, 1 Albemarle Street, London W1S 4HA, authorised and regulated in the UK by the Financial Conduct Authority, FRN No. 604090.

## CONTACT INFORMATION:

---



FAIR OAKS  
CAPITAL

1 Albemarle Street  
London W1S 4HA  
[IR@fairoakscap.com](mailto:IR@fairoakscap.com)

Signatory of:

