



Fund summary

The Fair Oaks Dynamic Credit Fund (the "Fund") offers global access to senior secured corporate loans through investments in Collateralised Loan Obligations ("CLOs"). The Fund is actively managed with a strong emphasis on bottom-up fundamental credit analysis. The Fund primarily seeks exposure to investment-grade rated CLO securities on a long-only basis and with no leverage used at fund level.

Commentary

The Fund total return was +0.8%¹ (M EUR share class*) in December, compared with +2.7% for the JP Morgan CLOIE USD BBB Index and +0.1% for the EUR BBB corporate index. The Fund generated a positive total return in 2020 of +0.5%¹ (M EUR share class). The gross yield to expected maturity of the portfolio is 4.1% (4.5% to expected call), offering compelling relative value vs BBB rated European corporate bonds (0.1% yield) or even BB rated European loans (3.0% yield)².

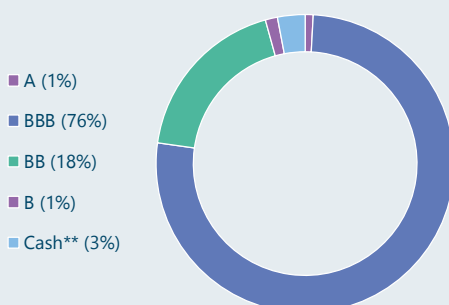
The trailing 12-month loan default rate increased marginally from 2.4% to 2.6% in Europe and decreased from 3.9% to 3.8% in the US³. Distressed ratios (loans trading below 80c, a potential indicator of the direction of future defaults) continued to decrease, from 3.2% to 2.9% in Europe and from 5.7% to 4.3% in the US. Distressed ratios reached a peak of 35.6% and 31.1% in Europe and the US, respectively, in March 2020³. We estimate that the Fund's current portfolio is able to withstand an annualised default rate of 23% before generating negative returns⁴. Supporting this constructive background, Moody's announced in December that it had put 188 CLO tranches on review for upgrade and, to date, it has upgraded 35 CLO tranches⁵.

We continue to believe that CLOs offer an attractive opportunity in 2021, having lagged other corporate assets in 2020 (gross total returns for the European high yield, loan and crossover indices were 1.9%, 2.8% and 1.0% respectively⁶, compared with +0.5%¹ net total return for the M EUR share class). Furthermore, in the current market environment, the Fund offers a particularly compelling return profile given the attractive spread differential with corporate indices, CLO rated notes' higher resilience to any deterioration of credit fundamentals, minimal idiosyncratic risk and floating rate nature with the additional benefit of a 0% Euribor floor.

Top 5 positions¹⁰

Deal name	Rating (M/S/F)	CLO manager	% of NAV
ARESE 9X D	Baa2/BBB/NR	Ares Management	2.9%
EGLXY 2018-6X D	Baa2/BBB/NR	PineBridge Investments	2.6%
OCPE 2017-2X D	Baa2/BBB/NR	Onex Credit Partners	2.2%
CADOG 5X DR	Baa2/NR/BBB	Credit Suisse	2.1%
OZLME 2X D	Baa2/BBB/NR	Och Ziff	2.0%

Rating breakdown^{10,11}



**Cash and cash equivalents

Please refer to the footnotes the important information on page 3. Past performance is no indication of future results. Inherent in any investment is the potential for loss. *Class M is the initial share class of the Fund with the longest track record, but is no longer available for new investment.

Fund facts

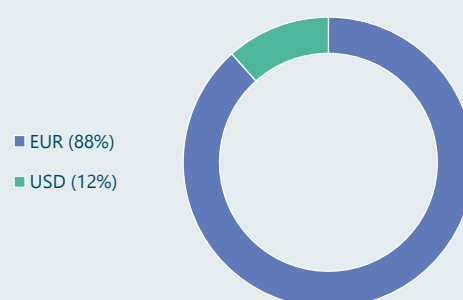
Data as of 31-Dec-20

Legal structure	Luxembourg SICAV-Alpha UCITS SICAV
Domicile	Luxembourg
Launch date	13-Sep-16
Fund size	€448.3m
Dealing	Weekly (Wednesdays)
Valuations	Daily non-dealing and weekly dealing NAVs
Target gross return ⁹	Euribor + 5% p.a. (see share class KIDS for TER details ⁹)
Base currency	EUR
Investment manager	Fair Oaks Capital Limited ("Fair Oaks")
Management company	MDO Management Company S.A.
Administrator / custodian	RBC Investor Services Bank S.A.
Auditor	Deloitte Audit Sàrl

Portfolio metrics

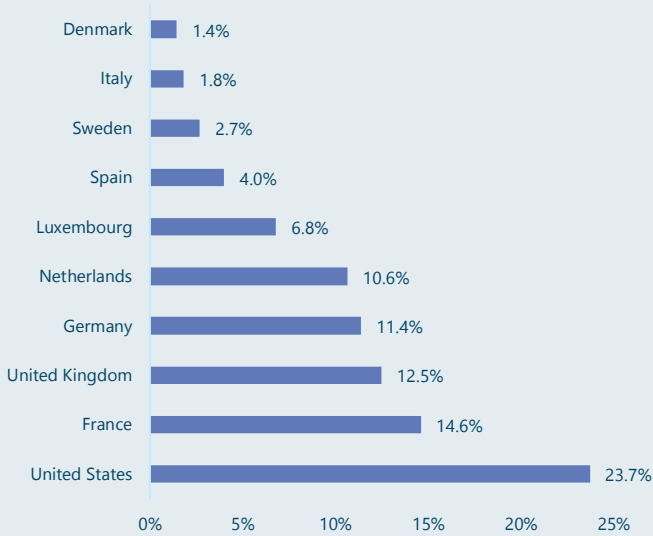
Number of positions:	90
Yield to maturity ⁷ : (based on expected average life of 6.0 years)	+4.09%
Yield to expected call ⁷ : (based on expected average life of 2.7 years)	+4.53%
Floating rate:	100%
Euribor floor (at zero):	100%

Currency breakdown^{10,11}

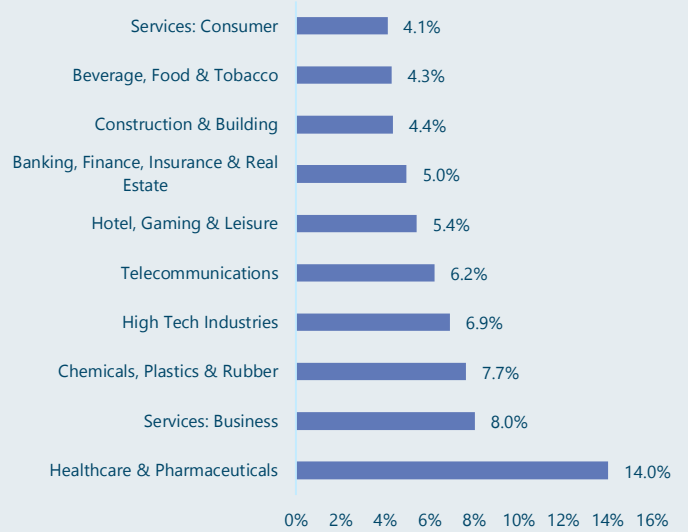




Look-through geographic breakdown (top 10)⁸



Look-through industry diversification (top 10)^{8,12}



Monthly performance¹³

									Oct-16	Nov-16	Dec-16	2016	ITD	
									-0.45%	-0.03%	+0.73%	+0.25%	+0.25%	
Jan-17	Feb-17	Mar-17	Apr-17	May-17	Jun-17	Jul-17	Aug-17	Sep-17	Oct-17	Nov-17	Dec-17	2017	ITD	
+1.06%	+0.31%	+1.28%	+0.03%	+0.34%	+0.26%	+0.36%	+0.54%	+0.35%	+0.55%	+0.52%	+0.15%	+5.89%	+6.15%	
Jan-18	Feb-18	Mar-18	Apr-18	May-18	Jun-18	Jul-18	Aug-18	Sep-18	Oct-18	Nov-18	Dec-18	2018	ITD	
+0.38%	+0.25%	+0.16%	-0.24%	+0.24%	-0.13%	+0.06%	+0.31%	0.00%	+0.12%	-0.51%	-3.07%	-2.46%	+3.54%	
Jan-19	Feb-19	Mar-19	Apr-19	May-19	Jun-19	Jul-19	Aug-19	Sep-19	Oct-19	Nov-19	Dec-19	2019	ITD	
+1.55%	-0.07%	+1.29%	+0.93%	+0.74%	-0.32%	0.45%	-0.06%	+0.17%	-0.80%	+0.47%	+0.72%	+5.17%	+8.89%	
Jan-20	Feb-20	Mar-20	Apr-20	May-20	Jun-20	Jul-20	Aug-20	Sep-20	Oct-20	Nov-20	Dec-20	2020	ITD	
+1.92%	-1.13%	-27.19%	+6.44%	+16.06%	+4.29%	-1.27%	+2.31%	+0.75%	+0.21%	+3.49%	+0.78%	+0.53%	+9.46%	

Maximum weekly return: +9.51%
Largest weekly drawdown: -15.16%

% Positive or unchanged weeks: +71.16%
Average weekly return (positive or unchanged weeks): +0.42%
Average weekly return (negative weeks): -0.84%

Contact information:



FAIR OAKS
CAPITAL

1 Albemarle Street
London W1S 4HA
IR@fairoakscap.com





Share class performance¹⁴

	LAUNCH DATE	ISIN	BLOOMBERG TICKER	NAV (31-Dec-20)	TOTAL RETURN MONTHLY	TOTAL RETURN 2020 YTD	ANNUALISED RETURN (SINCE CLASS LAUNCH)	ANNUALISED DAILY VOLATILITY (SINCE CLASS LAUNCH)
Class M EUR	Oct-16	LU1344623373	FODCFME	1,094.61	+0.78%	+0.53%	+2.16%	10.33%
Class E EUR	Sep-16	LU1344621674	FODCFEE	1,079.58	+0.75%	+0.20%	+1.81%	10.28%
Class L EUR	Nov-18	LU1344622219	FODCFLE	1,012.00	+0.73%	-0.05%	+0.57%	14.70%
Class A EUR	Aug-17	LU1344614893	FODCFAE	1,029.11	+0.73%	-0.05%	+0.85%	11.52%
Class N EUR	Dec-16	LU1539542248	FODCFNE	942.41	+0.75%	+0.08%	+1.73%	10.61%
Class O EUR	Mar-17	LU1570265261	FODCFOE	957.20	+0.73%	-0.30%	+1.33%	10.87%
Class R EUR	Dec-19	LU1892529196	FODCFRE	995.73	+0.65%	-1.00%	-0.40%	20.66%
Class R2 EUR	-	LU1892529519	-	-	-	-	-	-
Class S EUR	Sep-19	LU1892528388	FODCFSE	1,001.86	+0.73%	0.19%	+0.15%	18.95%
Class S2 EUR	-	LU1892528628	-	-	-	-	-	-
Class E GBP	Sep-16	LU1344621831	FODCFEG	1,105.39	+0.79%	-0.04%	+2.37%	10.38%
Class E2 GBP	Jun-17	LU1628743905	FODCE2G	962.15	+0.79%	-0.31%	+1.84%	11.40%
Class L GBP	Nov-19	LU1344622482	FODCFLG	1,009.85	+0.77%	-0.14%	+0.87%	20.05%
Class L2 GBP	Sep-17	LU1683328667	FODCL2G	960.19	+0.77%	-0.44%	+1.45%	11.81%
Class A GBP	Dec-17	LU1344615270	FODCFAG	1,026.77	+0.78%	-0.01%	+0.87%	12.32%
Class P GBP	Apr-17	LU1590456338	FODCFPG	954.52	+0.77%	-0.30%	+1.85%	11.18%
Class E USD	Sep-16	LU1344621757	FODCFEU	1,184.99	+0.86%	+1.98%	+4.05%	10.31%
Class L USD	Feb-20	LU1344622300	FODCFLU	994.17	-	-	-	-
Class A USD	Aug-19	LU1344615197	FODCAU	1,030.90	+0.84%	+3.09%	+2.20%	17.93%
Class R USD	Dec-19	LU1892529279	FODCFRU	1,014.26	+0.76%	+0.71%	+1.35%	20.70%
Class R2 USD	-	LU1892529600	-	-	-	-	-	-
Class S USD	Dec-19	LU1892528461	FODCFSU	1,025.06	+0.84%	+2.51%	+2.33%	20.46%
Class S2 USD	-	LU1892528891	-	-	-	-	-	-
Class E CHF	Sep-16	LU1344621914	FODCFEC	1,052.22	+0.71%	-0.35%	+1.20%	10.30%
Class A CHF	Feb-20	LU1344615353	FODCFAC	974.57	-	-	-	-
Class R CHF	Dec-19	LU1892529436	FODCFRC	990.42	+0.61%	-1.49%	-0.91%	20.70%
Class R2 CHF	-	LU1892529782	-	-	-	-	-	-
Class S CHF	Dec-19	LU1892528545	FODCFSC	1,000.51	+0.69%	-0.54%	+0.05%	20.70%
Class S2 CHF	-	LU1892528974	-	-	-	-	-	-
Class D ILS	May-17	LU1577731786	FODCFDS	5,202.00	+0.78%	+0.40%	+1.11%	11.34%
Class Q SEK	Oct-18	LU1886619987	FODCFQS	10,055.68	+0.71%	-0.09%	+0.26%	14.55%

Footnotes

- (1) Fair Oaks' data. Performance is of M EUR and is net of fees. The M Share Class is the earliest share class with the longest track record (M GBP shares launched Sep-16 and M EUR shares launched in Oct-16) and is no longer available for new investment.
- (2) Source for EUR BBB corporate index JP Morgan (MAGGIE BBB 3-5 year maturity index) value and yield to maturity. Source for loan index: S&P Global Market Intelligence. ELLI BB yield-to-maturity.
- (3) Source: S&P Global Market Intelligence. Euro and US loan index lagging 12-month loan default rate based on Principal Amount.
- (4) Intex. Assumes 70c recovery in case of default. Other assumptions available on request.
- (5) Source: Creditflux
- (6) Source: JP Morgan – European HY Index, European Leveraged Loan Index and European Crossover Index.
- (7) Source: Intex. Weighted average yield of portfolio, before Fund fees expenses and currency hedging. Call is assumed one year after the end of each CLO's reinvestment period. Note the expected call timing might be unrealistic for some shorter-dated notes in the current market environment.
- (8) Based on the number of issuers in the underlying bank loan portfolios. This analysis excludes recent purchases that have not settled in the reporting month. Source: Intex. Data as of 31-Dec-20.
- (9) Target gross return is before Fund expenses and management fees. Share class KIID's including TERs are available on Management Company's MDO website (<http://www.mdo-manco.com/en/fund-documents>).
- (10) Based on the current valuation of the assets in the Fund's base currency at month-end.
- (11) Due to rounding errors, the percentages may not sum to 100%. NB. Geographic breakdown of CLO investments excludes cash balance.
- (12) Based on Moody's classification of the loan issuers. This analysis excludes recent purchases that have not settled in the reporting month. Data as of 31-Dec-20.
- (13) Fair Oaks' data. Performance is from the launch of M EUR and is net of fees. The M Share Class is the earliest share class with the longest track record (M GBP shares launched Sep-16 and M EUR shares launched in Oct-16) and is no longer available for new investment.
- (14) NAVs calculated net of fees. Performance information is not yet available for some of the share classes (Class A USD, R EUR, R USD, R CHF, S EUR, S USD and S CHF) as they do not have a full 12-month track record. Share classes R2 and S2 have not launched as of the reporting month.

Please refer to the footnotes the important information on page 3. Past performance is no indication of future results. Inherent in any investment is the potential for loss.



Disclaimer:

CLASS S AND CLASS R SHARES ARE AVAILABLE TO RETAIL INVESTORS. ALL OTHER SHARE CLASSES AVAILABLE TO INSTITUTIONAL AND WELL-INFORMED INVESTORS. NO OTHER PERSONS SHOULD RELY ON THE INFORMATION CONTAINED WITHIN THIS REPORT.

This report relates to the Fair Oaks Dynamic Credit Fund (the "Sub-Fund"), a sub-fund of Alpha UCITS SICAV. In making any investment in the Sub-Fund, investors should rely solely on the Prospectus and the Key Investor Information Document (available from the Investment Manager, Fair Oaks Capital Limited) and not any information set out in this report. The distribution of this report in jurisdictions other than the United Kingdom may be restricted by law and therefore persons into whose possession this report may come should inform themselves about and observe any such restrictions. In particular this report is not for distribution in or into the United States or Canada.

Important Risk Disclaimers: Past performance is no indication of future results. Inherent in any investment is the potential for loss. Target returns and distributions are hypothetical targets only and are neither guarantees nor predictions or projections of future performance. There can be no assurance that such targeted returns will be achieved or that the Sub-Fund will be able to implement its investment strategy, achieves its investment objective or avoid substantial losses.

Swiss Investors: This report constitutes marketing information. Investment in investment funds is subject to market risks. Past performance results are no indication of future results. Performance results referring to a period of less than twelve months are no reliable indicator for future results due to the short comparison period. Issuance and redemption commissions are not included in the performance figures. For interested parties, the Prospectus, Key Investor Information Documents (KIID), the articles of association as well as the annual and semi-annual reports may be obtained free of charge from the Swiss representative and paying agent in Switzerland: RBC Investor Services Bank S.A., Esch-sur-Alzette, Zurich Branch, Bleicherweg 7, CH-8027 Zurich.

This report has been communicated by Fair Oaks Capital Limited, 1 Albemarle Street, London W1S 4HA, authorised and regulated in the UK by the Financial Conduct Authority, FRN No. 604090.

CONTACT INFORMATION:



FAIR OAKS
CAPITAL

1 Albemarle Street
London W1S 4HA
IR@fairoakscap.com

Signatory of:

