



FAIR OAKS
DYNAMIC CREDIT

FUND SUMMARY

The Fair Oaks Dynamic Credit Fund (the "Fund") offers global access to senior secured corporate loans through investments in Collateralised Loan Obligations ("CLOs"). The Fund is actively managed with a strong emphasis on bottom-up fundamental credit analysis. The Fund primarily seeks exposure to investment-grade rated CLO securities on a long-only basis and with no leverage used at fund level.

COMMENTARY

The Fund generated a positive performance of +16.0% in May¹ compared with +10.9% for the JP Morgan CLOIE BBB Index. The volume of "bids wanted in competition", daily investor-to-investor auctions which represent a significant percentage of CLO secondary trading volume, was \$5.1 billion, well above the \$3.2 billion five-year monthly average².

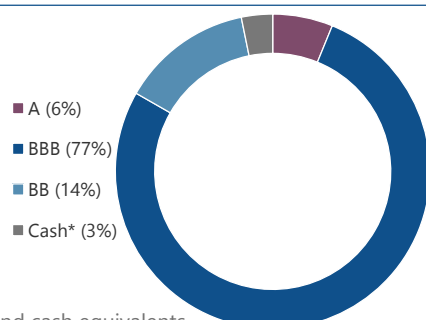
Rating agencies have continued to place CLO notes on negative watch. As at 9th June, 58% of US CLOs and 65% of EU CLOs were on negative watch and 25% of US CLOs were breaching over-collateralization tests, potentially resulting in cash-flow diversion from the junior tranches. As a comparison, 33% of CLOs held in the fund are on negative watch and all notes held by the fund are in compliance with their over-collateralisation tests.

The current spread to maturity and spread to call³ of FODC's portfolio were 5.4% and 7.1% respectively at the end of May. We continue to believe that FODC's limited exposure to idiosyncratic risk (exposure to over 1,400 issuers⁵) and significant protection from an increasing loan default rate (provided primarily by the over-collateralisation of CLO debt) makes it particularly suitable to the current market environment. As an example, the last investment completed by the fund (a EUR BB rated CLO purchased at a price of 89c with a target return to call and to maturity of 7.0% and 9.2% respectively⁴), would require an annual default rate in excess of 12.5% to break-even.

TOP 5 POSITIONS⁷

Deal Name	Rating (M/S/F)	CLO Manager	% of NAV
ARESE 9X D	Baa2/BBB/NR	Ares Management	2.4%
EGLXY 2018-6X D	Baa2/BBB/NR	PineBridge Investments	2.2%
HOLPK 1X CRR	Baa3/BBB/NR	GSO Capital Partners	2.0%
BABSE 2018-3X D	Baa3/NR/BBB-	Babson Capital Management	2.0%
ARMDA 3X D	Baa3/NR/BBB-	Brigade Capital Management	1.9%

RATING BREAKDOWN^{7,8}



*Cash and cash equivalents

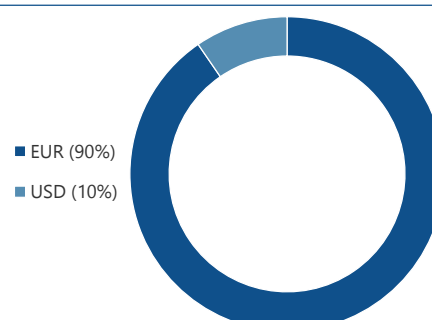
FUND FACTS

Legal structure	Luxembourg SICAV-Alpha UCITS SICAV
Domicile	Luxembourg
Launch date	13/09/2016
Fund size	€488.0m
Dealing	Weekly (Wednesdays)
Valuations	Daily non-dealing and weekly dealing NAVs
Target gross return ⁶	Euribor +5% p.a. (see share class KIIDs for TER details ⁶)
Base currency	EUR
Investment manager	Fair Oaks Capital Limited ("Fair Oaks")
Management company	MDO Management Company S.A.
Administrator / custodian	RBC Investor Services Bank S.A.
Auditor	Ernst & Young S.A.

PORTFOLIO METRICS

Number of positions:	104
Yield to maturity ³ : (based on expected average life of 6.6 years)	Euribor+5.4%
Yield to expected call ³ : (based on expected average life of 3.4 years)	Euribor+7.1%
Floating rate (%):	100%
Fixed rate (%):	0%

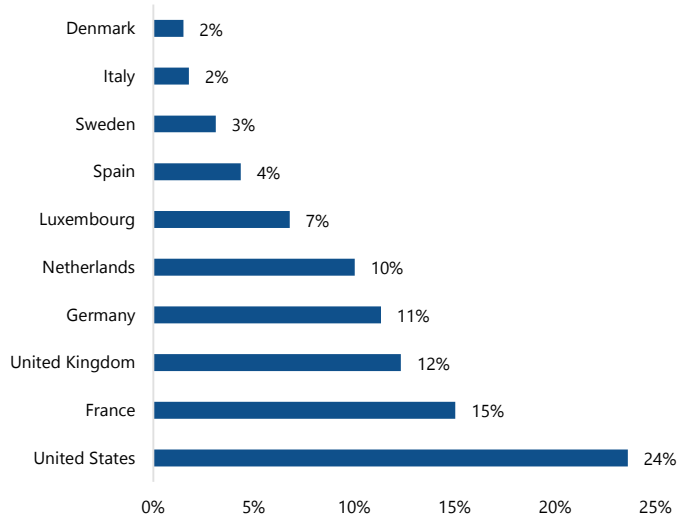
GEOGRAPHIC BREAKDOWN^{7,8}



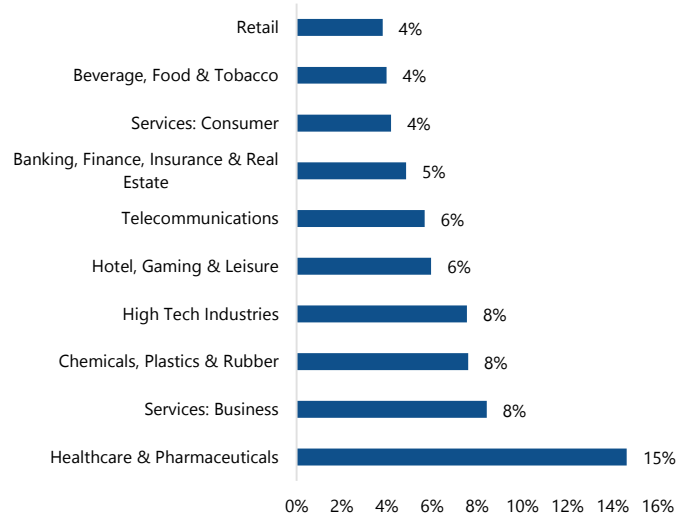


FAIR OAKS
DYNAMIC CREDIT

LOOK-THROUGH GEOGRAPHIC BREAKDOWN (TOP 10)⁵



LOOK-THROUGH INDUSTRY DIVERSIFICATION (TOP 10)^{5,9}



MONTHLY PERFORMANCE (M EUR CLASS)¹⁰

NB. Class M shares are currently closed for investment, see footnote for details

										Oct-16	Nov-16	Dec-16	2016	ITD
										-0.45%	-0.03%	+0.73%	+0.25%	+0.25%
Jan-17	Feb-17	Mar-17	Apr-17	May-17	Jun-17	Jul-17	Aug-17	Sep-17	Oct-17	Nov-17	Dec-17	2017	ITD	
+1.06%	+0.31%	+1.28%	+0.03%	+0.34%	+0.26%	+0.36%	+0.54%	+0.35%	+0.55%	+0.52%	+0.15%	+5.89%	+6.15%	
Jan-18	Feb-18	Mar-18	Apr-18	May-18	Jun-18	Jul-18	Aug-18	Sep-18	Oct-18	Nov-18	Dec-18	2018	ITD	
+0.38%	+0.25%	+0.16%	-0.24%	+0.24%	-0.13%	+0.06%	+0.31%	0.00%	+0.12%	-0.51%	-3.07%	-2.46%	+3.54%	
Jan-19	Feb-19	Mar-19	Apr-19	May-19	Jun-19	Jul-19	Aug-19	Sep-19	Oct-19	Nov-19	Dec-19	2019	ITD	
+1.55%	-0.07%	+1.29%	+0.93%	+0.74%	-0.32%	0.45%	-0.06%	+0.17%	-0.80%	+0.47%	+0.72%	+5.17%	+8.89%	
Jan-20	Feb-20	Mar-20	Apr-20	May-20								2020	ITD	
+1.92%	-1.13%	-27.19%	+6.44%	+16.06%								-9.37%	-1.31%	

Maximum weekly return: +9.51%
Largest weekly drawdown: -15.16%

% Positive or unchanged weeks: +70.11%
Average weekly return (positive or unchanged weeks): +0.34%
Average weekly return (negative weeks): -0.88%



FAIR OAKS
DYNAMIC CREDIT

SHARE CLASS PERFORMANCE¹¹

	LAUNCH DATE	ISIN	BLOOMBERG TICKER	NAV (29-MAY-20)	TOTAL RETURN MONTHLY	TOTAL RETURN 2020 YTD	ANNUALISED RETURN (SINCE CLASS LAUNCH)	ANNUALISED DAILY VOLATILITY (SINCE CLASS LAUNCH)
Class M EUR	Oct-16	LU1344623373	FODCFME	986.89	+16.06%	-9.37%	-0.36%	10.81%
Class E EUR	Sep-16	LU1344621674	FODCFEE	975.20	+16.01%	-9.49%	-0.68%	10.75%
Class L EUR	Nov-18	LU1344622219	FODCFLE	915.50	+15.99%	-9.58%	-5.71%	16.84%
Class A EUR	Aug-17	LU1344614893	FODCFAE	930.98	+15.99%	-9.58%	-2.52%	12.29%
Class N EUR	Dec-16	LU1539542248	FODCFNE	870.18	+16.01%	-9.47%	-0.74%	11.13%
Class O EUR	Mar-17	LU1570265261	FODCFOE	901.49	+15.98%	-9.59%	-1.52%	11.47%
Class R EUR	Dec-19	LU1892529196	FODCFRE	905.86	-	-	-	-
Class R2 EUR	-	LU1892529519	-	-	-	-	-	-
Class S EUR	Sep-19	LU1892528388	FODCFSE	906.44	-	-	-	-
Class S2 EUR	-	LU1892528628	-	-	-	-	-	-
Class E GBP	Sep-16	LU1344621831	FODCFEG	998.14	+16.11%	-9.74%	-0.05%	10.86%
Class E2 GBP	Jun-17	LU1628743905	FODCE2G	881.08	+16.01%	-9.75%	-1.24%	12.13%
Class L GBP	Nov-19	LU1344622482	FODCLFG	911.92	-	-	-	-
Class L2 GBP	Sep-17	LU1683328667	FODCL2G	878.99	+16.09%	-9.92%	-2.00%	12.67%
Class A GBP	Dec-17	LU1344615270	FODCFAG	926.55	+16.10%	-9.77%	-3.06%	13.33%
Class P GBP	Apr-17	LU1590456338	FODCFPG	873.97	+16.09%	-9.82%	-1.13%	11.84%
Class E USD	Sep-16	LU1344621757	FODCFEU	1065.45	+16.10%	-8.31%	1.74%	10.78%
Class L USD	Feb-20	LU1344622300	FODCFU	895.36	-	-	-	-
Class A USD	Aug-19	LU1344622219	FODCAU	928.33	-	-	-	-
Class R USD	Dec-19	LU1892529279	FODCFRU	918.03	-	-	-	-
Class R2 USD	-	LU1892529600	-	-	-	-	-	-
Class S USD	Dec-19	LU1892528461	FODCFU	922.90	-	-	-	-
Class S2 USD	-	LU1892528891	-	-	-	-	-	-
Class E CHF	Sep-16	LU1344621914	FODCFEC	952.16	+15.98%	-9.83%	-1.32%	10.76%
Class A CHF	Feb-20	LU1344615353	-	883.18	-	-	-	-
Class R CHF	Dec-19	LU1892529436	FODCFRC	902.69	-	-	-	-
Class R2 CHF	-	LU1892529782	-	-	-	-	-	-
Class S CHF	Dec-19	LU1892528545	FODCFSC	906.70	-	-	-	-
Class S2 CHF	-	LU1892528974	-	-	-	-	-	-
Class D ILS	May-17	LU1577731786	FODCFDS	4,711.32	+16.00%	-9.07%	-1.96%	12.05%
Class Q SEK	Oct-18	LU1886619987	FODCFQS	9084.63	+15.92%	-9.74%	-5.91%	16.56%

FOOTNOTES:

- (1) Average performance of the EUR share classes, weighted by closing number of shares as of 29-May-20. This excludes share classes with less than one year performance.
- (2) Citi BWIC volumes.
- (3) Weighted average yield of portfolio, before Fund fees and expenses. Call is assumed one year after the end of each CLO's reinvestment period. Note the expected call timing might be unrealistic for some shorter-dated notes in the current market environment.
- (4) This investment was made on 10-June-20.
- (5) Based on the number of issuers in the underlying bank loan portfolios. This analysis excludes recent purchases that have not settled in the reporting month. Source: Intex. Data as of 29-May-20.
- (6) Target gross return is before Fund expenses and management fees. Share class KIIDs including TERs are available on Management Company's MDO website (<http://www.mdo-manco.com/en/fund-documents>).
- (7) Based on the current valuation of the assets in the Fund's base currency at month-end.
- (8) Due to rounding errors, the percentages may not sum to 100%. NB. Geographic breakdown of CLO investments excludes cash balance.
- (9) Based on Moody's classification of the loan issuers. This analysis excludes recent purchases that have not settled in the reporting month. Data as of 29-May-20.
- (10) Fair Oaks' data. Performance is from the launch of M EUR and is net of fees. The M Share Class is the earliest share class with the longest track record (M GBP shares launched Sep-16 and M EUR shares launched in Oct-16) and is no longer available for new investment.
- (11) NAVs calculated net of fees. Performance information is not yet available for some of the share classes (Class A USD, R EUR, R USD, R CHF, S EUR, S USD and S CHF) as they do not have a full 12-month track record. Share classes R2 and S2 have not launched as of the reporting month.



FAIR OAKS
DYNAMIC CREDIT

DISCLAIMER:

CLASS S AND CLASS R SHARES ARE AVAILABLE TO RETAIL INVESTORS. ALL OTHER SHARE CLASSES AVAILABLE TO INSTITUTIONAL AND WELL-INFORMED INVESTORS. NO OTHER PERSONS SHOULD RELY ON THE INFORMATION CONTAINED WITHIN THIS REPORT.

This report relates to the Fair Oaks Dynamic Credit Fund (the "Sub-Fund"), a sub-fund of Alpha UCITS SICAV. In making any investment in the Sub-Fund, investors should rely solely on the Prospectus and the Key Investor Information Document (available from the Investment Manager, Fair Oaks Capital Limited) and not any information set out in this report. The distribution of this report in jurisdictions other than the United Kingdom may be restricted by law and therefore persons into whose possession this report may come should inform themselves about and observe any such restrictions. In particular this report is not for distribution in or into the United States or Canada.

Important Risk Disclaimers: Past performance is no indication of future results. Inherent in any investment is the potential for loss. Target returns and distributions are hypothetical targets only and are neither guarantees nor predictions or projections of future performance. There can be no assurance that such targeted returns will be achieved or that the Sub-Fund will be able to implement its investment strategy, achieves its investment objective or avoid substantial losses.

Swiss Investors: This report constitutes marketing information. Investment in investment funds is subject to market risks. Past performance results are no indication of future results. Performance results referring to a period of less than twelve months are no reliable indicator for future results due to the short comparison period. Issuance and redemption commissions are not included in the performance figures. For interested parties, the Prospectus, Key Investor Information Documents (KIID), the articles of association as well as the annual and semi-annual reports may be obtained free of charge from the Swiss representative and paying agent in Switzerland: RBC Investor Services Bank S.A., Esch-sur-Alzette, Zurich Branch, Bleicherweg 7, CH-8027 Zurich.

This report has been communicated by Fair Oaks Capital Limited, 1 Albemarle Street, London W1S 4HA, authorised and regulated in the UK by the Financial Conduct Authority, FRN No. 604090.

CONTACT INFORMATION



FAIR OAKS
CAPITAL

1 Albemarle Street
London W1S 4HA
IR@fairoakscap.com

Signatory of:

